




Week 2 – Sunday

English


15/3/2020



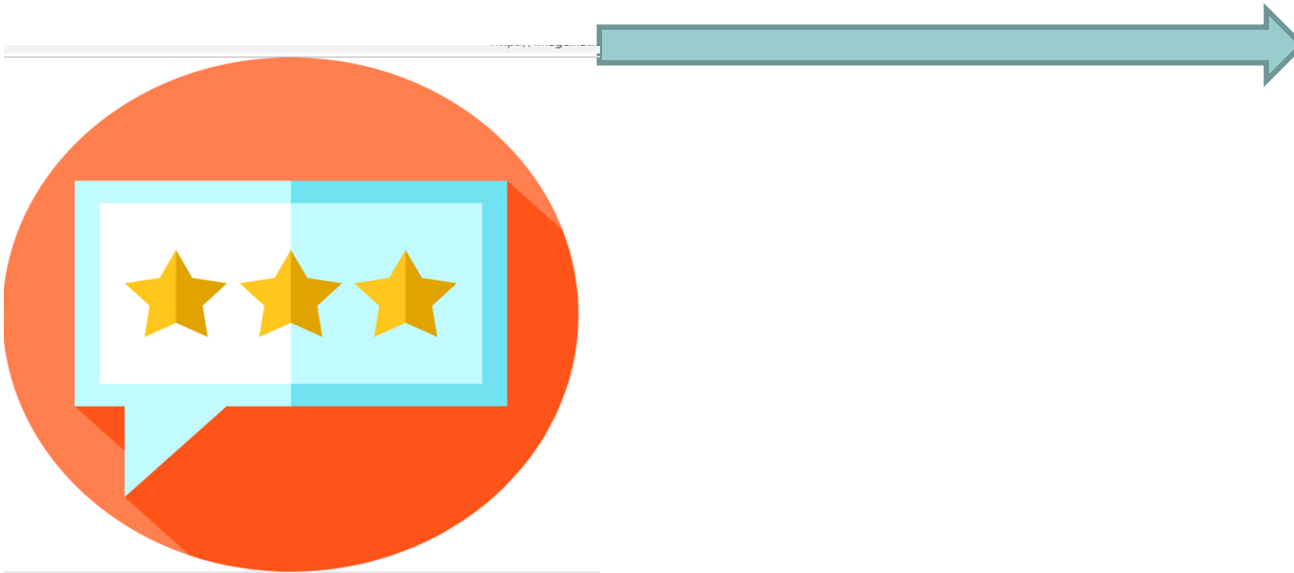


# Day one :

- Read common high-frequency words by sight (e.g., they, where, this ,our, read ,eat, run ).
- Math : describe objects by attribute .



# Review



● ● ● | Read it



are

cut

under

good

with

over

● ● ● | Read it



little

here

want

me

sun

get

● ● ● | Read it



they

this

will

our

hot

too

● ● ● | Read it



where

read

new

eat

run

soon

● ● ● | Read it



have

what

black

has

find

ate



● ● ● | Read it



that  
funny  
blue

make  
said  
who

● ● ● | Read it



yellow

white

pretty

was

into

now

# Guess the words


<https://www.youtube.com/watch?v=XfIKIZTBewE>





# Brown






B r o w n

---


Spell it-Write Train back)



## Group D

-Read the sentences

-Highlight the word **brown** .



# Hit the word "brown"

Dear Mom : Focus on blending long vowels and digraphs :  
Ch , sh , fr, sc , st , sm , th , nk

- It is a brown couch .
- He wants a brown short .
- "they saw some brown frogs " he said .
- I think brown scarfs are pretty.
- Brown skunks really smell stinky.
- " She catch a big brown moth .

# LET'S MAKE A SENTENCE

Rewrite the sentence using the picture code below.  
Check the correct picture that matches the sentence.



<input type="checkbox"/>		<input type="checkbox"/>		<input type="checkbox"/>	
red	The	is	two	cat	
in	it	box.	the	pumpkin.	























Write a sentence using the word brown in it and illustrate it .



Four sets of horizontal lines for writing, each consisting of a solid top line, a dashed middle line, and a solid bottom line.



 <b>Writing Checklist</b>		Name _____	
<p>Did I write a narrative with a beginning, middle and end?</p> 			
<p>Did I draw a detailed picture?</p> 			
<p>Does my picture match my words?</p> <div><div>cat</div></div>			
<p>Did I write the sounds I heard?</p>   /c/			
<p>Did I use punctuation?</p> <p>. ? !</p>			
<p>Did I space between my words?</p> 			



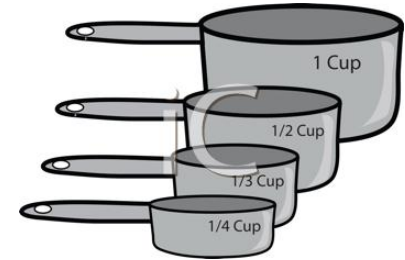

## Play the song

Math book pages : 823.824.825.826.827.228

<https://www.youtube.com/watch?v=ypVQDZL18SQ>

Provide students with : measuring cup , cube , scale , rules , ask them to measure random things to find height , weight , length and capacity . Finding out each tool measure which attribute .

These are 2 tools for measuring . What can you measure with the cup ? What can you measure with the cube train ? Draw an object you can measure with each tool.



Name \_\_\_\_\_



# Homework & Practice 14-4

## Describe Objects by Attributes

**HOME ACTIVITY** Choose a few small objects, such as a cup, a book, and a spoon. Ask your child to describe each object, and then name tools that could be used to tell about different attributes of the object (e.g., balance scale, cube trains, measuring cup).


### Another Look!




1



2





**Directions** Say: Attributes, like how long something is, how heavy something is, or how much something holds, can be measured using tools. What attributes does a carton of milk have? Draw a circle around the tools that could be used to tell about these attributes. ☆ and ☞ Have students look at the object on the left, identify the attributes that can be measured, and then draw a circle around the tools that could be used to tell about those attributes.




**EXTRA**


Cut out the ruler. Measure the length of the images and record the results.



blocks



blocks



blocks

1

2

3

4

5

6

7

8

9

10





# الاسبوع الثاني – يوم الاحد اللغة العربية

15/3/2020



دروس اليوم:

النمو اللغوي: حرف اللام

تمييز حرف اللام

تمييز صوت الحرف

تمييز شكل الحرف

تمييز شكل الحرف من بين عدة حروف

الواجب: حل صفحة واحدة






# الدرس الأول





# هَيَّا نَقْرَأْ





قِصَّة حَرْف ل

عَسَل النحل

حكايات الحروف ل

# عَسَلُ النَّحْلِ




دار المنهل ناشرون







طَارَ النَّحْلُ فَوْقَ  
الْأَزْهَارِ الْمُلَوَّنَةِ.



عَادَ النَّحْلُ إِلَى الْخَلِيَّةِ،  
وَبَدَأَ يَصْنَعُ الْعَسَلَ.





شَرِبَ بِاسِلُ الْحَلِيبَ  
مَعَ الْعَسَلِ، وَأَكَلَتْ لَيْلَى  
الْمَوْزَةَ مَعَ الْعَسَلِ.






الْعَسَلُ مُفِيدٌ.

طَعْمُهُ حُلُوٌّ وَلَذِيذٌ.

أَصِلْ الْكَلِمَةَ بِالصُّورَةِ الْمُنَاسِبَةِ







نَحْلَةٌ

عَسَل

خَلِيَّةٌ

حَلِيب





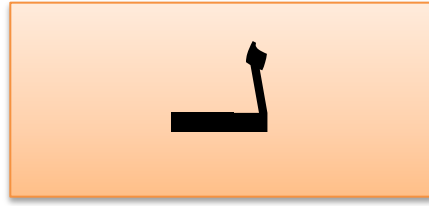


نَيْل



النَّيْل





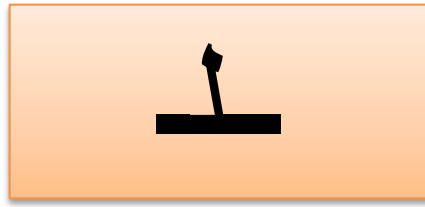
آخر

وسط

أول



تَفُوح



آخر

وسط

أول



بَلَد

قَلَد



ل

ل

آخر

وسط

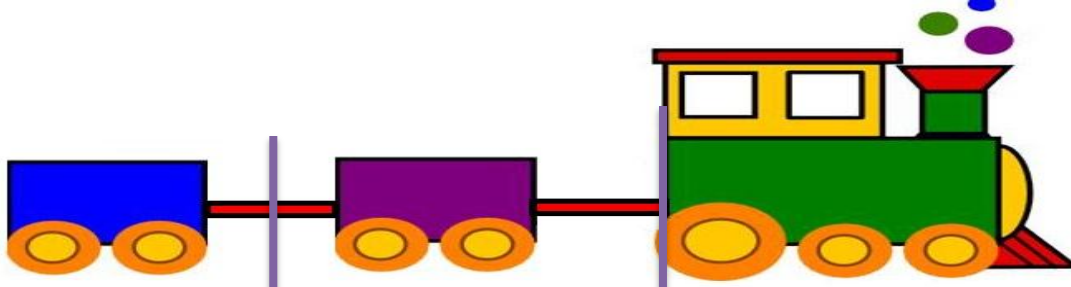
أول

بَصَل

رِمَال



# اصنّف الكلمات حسب موقع حرف ل في الكلمة



لَهَب

مَلِك

غَسَلَ

وَلَدَ

جِبَال