


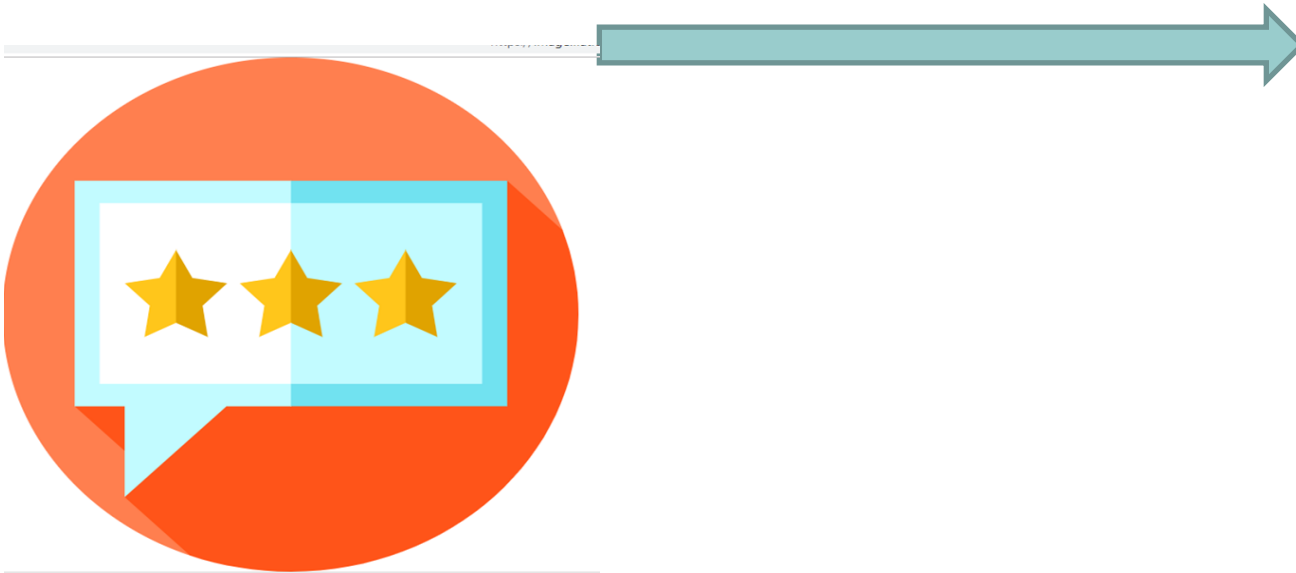


Day three :

- Read common high-frequency words by sight (e.g., they, where, this ,our, read ,eat, run).
- Opposite .
- Read with purpose and understanding.
- Math : Compare objects by Weight .



Review



(cover me) match the word you have



big

arm

That

this

Not

make

What

pretty

yellow

they

and

have

good

has

Over

get

Cap

funny

white

find

said

where


under

soon





Guess the words






What's your
friend eye color ?






Black





B l a c k

" trace it with playdough "



Opposites



OPPOSITES



What is the opposite of

Black






► Play the game :


<https://www.education.com/game/match-opposites/>

- find the words that rhyme with the word **black** . Write the words , draw it







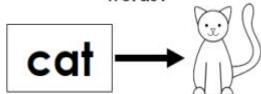











Black	
__ _ ack	
__ _ ack	
_ ack	



Write sentences using the word black in it illustrate it



Four sets of handwriting practice lines, each consisting of a solid top line, a dashed middle line, and a solid bottom line.

Writing Checklist		Name _____
Did I write a narrative with a beginning, middle and end? 	 	
Did I draw a detailed picture? 	 	
Does my picture match my words? 	 	
Did I write the sounds I heard? 	 	
Did I use punctuation? 	 	
Did I space between my words? 	 	

Name: _____

Reading Comprehension

Playing in the Snow

Ben loves winter.

He can play in the snow.

He will play with Sam.

They will have so much fun!



1. Ben loves _____.

- a. fall
- b. winter
- c. summer



2. He can play in _____.

- a. the snow
- b. the park
- c. the pond



3. Ben will play with _____.

- a. Matt
- b. Max
- c. Sam





Math : lesson 3 Compare by weight

Page : 817,818,819,820,821,822

Watch the video , discuss your finding together



<https://www.youtube.com/watch?v=SQmI21BB8mA>

● ● ●

Make your own scale using 2 boxes and a clothes hanger . Ask your kid to pick a book and a pencil and place one in each box and discuss what is happening . Mark an X on the on the heavier and ✓ on the lighter one .



Teacher
guide





Individual
practice .

Comparing

Name _____

OBJECTS BY WEIGHT

Look at the two pictures in each box. Color the picture that is lighter.



EXTRA •

Light or Heavy?

Name: _____ Date: _____

Directions: Cut the pictures below and glue them above the correct category.





Activity 2:

How much do you weight ? How about your brother or mom ? If you want to know what do you use ? . Now why you have different weight ? Explain your answer . draw it .



Me



2

Story :



“

Yes, Little Blue. If you listen closely, you will always hear my song.

— Papa

”





Why little blue is
asking a lot of
Questions ?

1-
2-
3-




What can you do with your whale ?



الدرس الثاني



لننطق معاً :





كُ

كُ

كِ

كُ

سمي الحركة وأكتبها حسب موقعها :

			
أ	أ	أ	أ