



Day one :

- -Recognize , understand and reproduce compound words.
- Identify and read compound words .
- Math : Compare objects by Heights

Activity : taking turns , identify and read the compound words in the following slides .

Compound



Player 1	Player 2

Compound Words

moon + light



Moonlight

Compound Words

suit + case



Suitcase

Compound Words

rain



bow




rainbow

Compound Words

tea



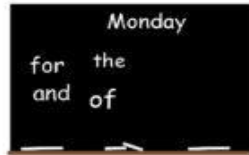
pot



teapot

Compound Words

key + board



Keyboard

Compound Words

sun + flower



sunflower

Activity : use the given words to build the compound words

paste

ball

bed

basket

tooth


room



--	--



--	--



--	--

Wheel

arm

ball

chair







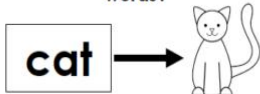










chair

pen



Write any sentence using compound words and illustrate it

Four sets of handwriting practice lines, each consisting of a solid top line, a dashed middle line, and a solid bottom line.

Writing Checklist		Name _____
Did I write a narrative with a beginning, middle and end? 	 	
Did I draw a detailed picture? 	 	
Does my picture match my words? 	 	
Did I write the sounds I heard? 	 	
Did I use punctuation? <p>. ? !</p>	 	
Did I space between my words? 	 	




Math : lesson 1 Compare objects by Heights

Choose a game Play together and discuss:

<https://www.education.com/game/building-measurement-super-floyd/>

<https://www.education.com/game/biggest-smallest-mud-hop/>



Make two snakes using any materials you have : playdough , sticks , construction papers , or drawing . Mark an X on the shorter and ✓ on the longer



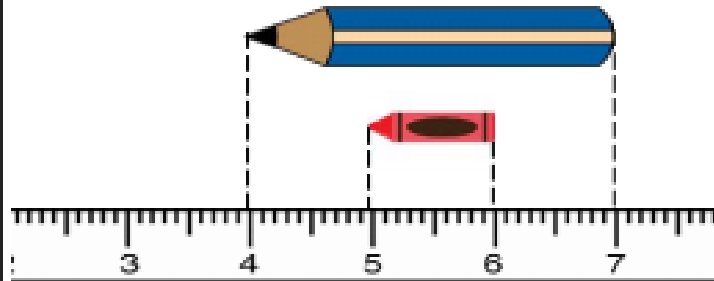
Teacher
guide



Measuring and comparing meters

Date:

Find the length of each object.



The length of the pencil = cm

The length of the crayon = cm

Find the length of each object.

a.



The length of the fish is cm

The length of a pencil is cm


The fish is cm shorter than the pencil.

Individual
practice .



EXTRA

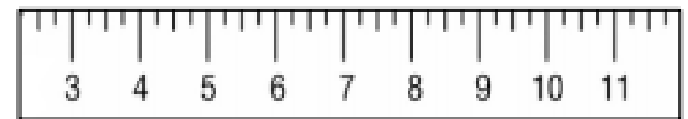
Gretchen's dress is 75 cm long.
Karen's dress is 105 cm long.
Whose dress is longer? How much longer?



d. Ryan's pencil is 218 mm long.
Rob's pencil is 99 mm long.
Whose pencil is shorter? How much shorter?

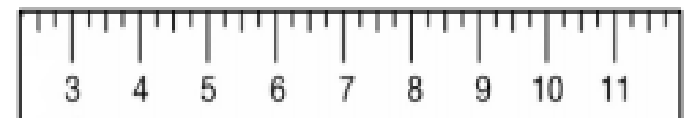
Find the length of each object below.

a.



cm

b.



cm

Do you find this work easy?







story of the week:

<https://www.youtube.com/watch?v=teBwJrgjLBg>

الدرس الأول حرف القاف





قصة ذكاء قرد

ذَكَاءُ قِرْد






وَقَفَ الْقِرْدُ، وَأَخَذَ

يَنْظُرُ إِلَى قُطْفِ مَوْزٍ

مُعَلَّقٍ فِي الدُّكَانِ.




قَفَزَ الْقِرْدُ وَحَاوَلَ أَنْ
يَقْطِفَ مَوْزَةً. لَمْ يَنْجَحْ،
وَوَقَعَ عَلَى الْأَرْضِ.



فَكَرَّ الْقِرْدُ، ثُمَّ وَقَفَ

فَوْقَ مَقْعَدٍ تَحْتَ

قُطْفِ الْمَوْزِ.



تَزَحْلَقُ صَاحِبُ الدُّكَّانِ

بِقَشْرِ الْمَوْزِ وَغَضَبٍ،

فَضَحِكَ الْقِرْدُ.

أَصِلْ الْكَلِمَةَ بِالصُّورَةِ الْمُنَاسِبَةِ



مَقْعَد

قَشُور

فَوْق

قِرْد

51



خ



ذ

ز

س

ش



ض

ط

ظ



غ

ف

ق



ك


ل

۴


ن

9







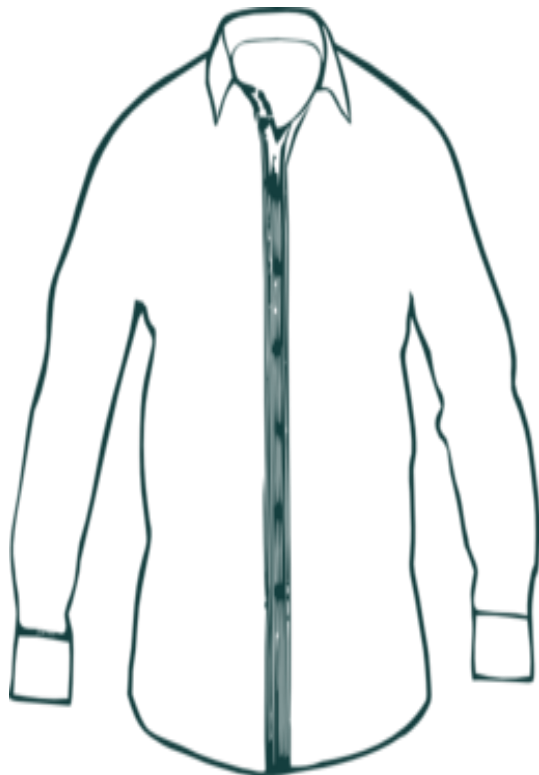

فرد




قطة





قفل




فایف





فَبَعَثَ

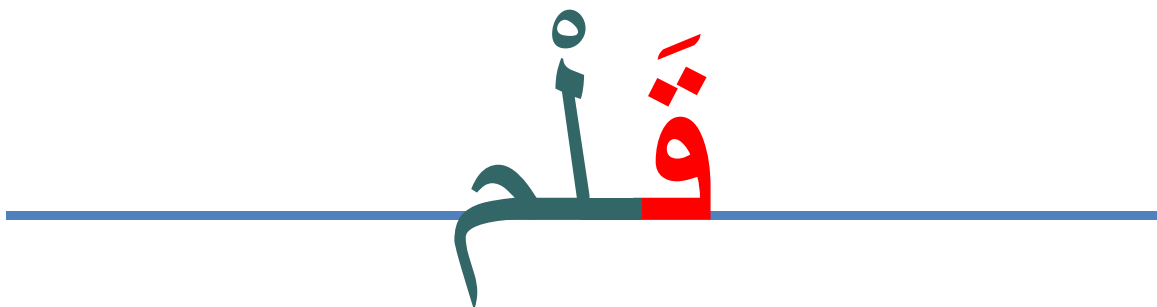





قَفَر



فَقَصْ







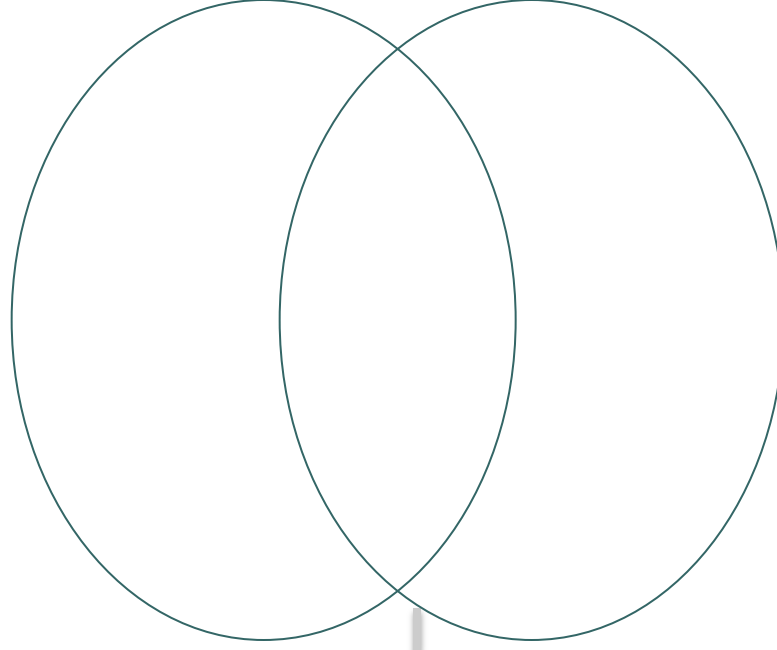

سنحدث اليوم عن حرف



ق



من خلال إستراتيجية فن ما هي أوجه التشابه والاختلاف بين
حرفي (ف ، ق) :




ق

ف

أكتب حرف القاف بالإجراءات الصحيحة :



ق



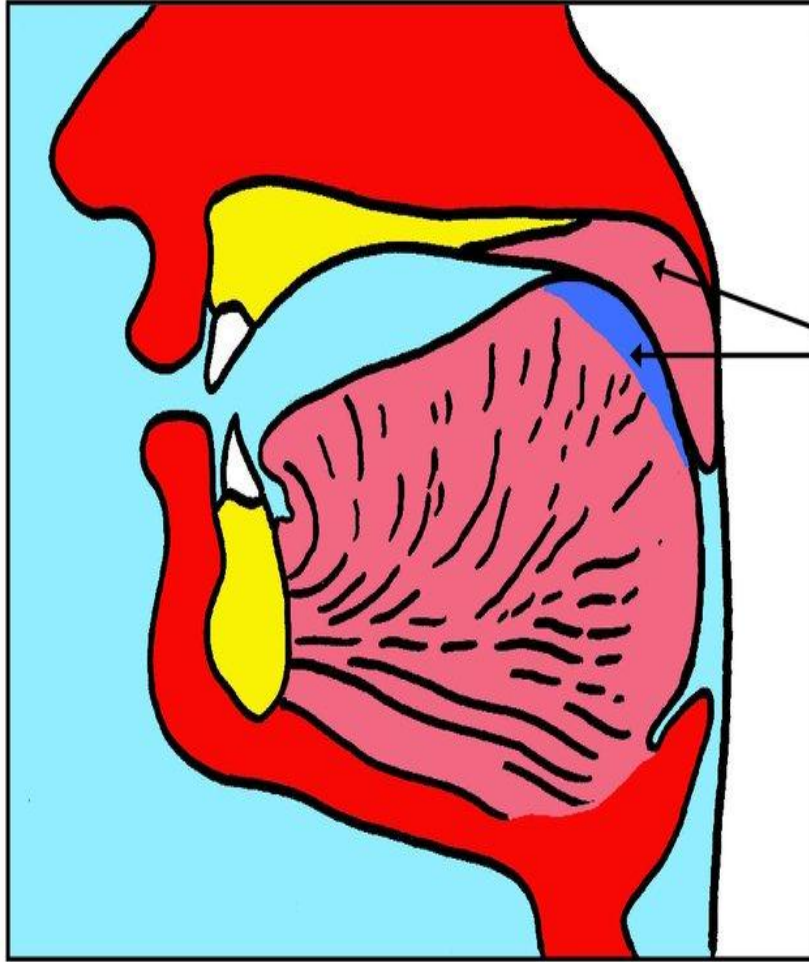


أين يوجد حرف **ق** في اسماء
اصدقائنا ؟

إثراء :



مخرج القاف



مواقع الحرف ق



ق


ق

ق


ق

ق

الحروف المنفصلة



لننطق معاً :







قُ

قُ

قِ

قَ

سمي الحركة وأكتبها حسب موقعها :

			
ق	ق	ق	ق

لننطق معاً :



قَا

لننطق معاً :



فُو


لننطق معاً :



في


هيا نقرأ





فِرْد





سَقَطَ


ط



قَ

سَ



صَفَر





قَالَ

ل

قَا



يَقُودُ

د

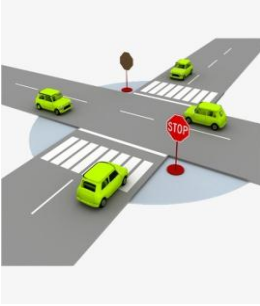
قو

ي

إقرأ الكلمة وصلها بالصورة المناسبة :




فَفَزَ



مِفْص



طُرُق



حل أنشطة وتمارين الملزومة

التاريخ
١٤ / / هـ

حرف القاف (ق)

الاسم :

أضع دائرة حول حرف القاف (ق) في الكلمات

:



أقرأ و اكتب الكلمات حسب موقع الحرف (ق) فيها :

(قفل طوق مقص)

آخر	وسط	أول
<hr/>	<hr/>	<hr/>

أحلل الكلمة إلى حروف ومقاطع :

