


# **WEEK 5 – SUNDAY**

**5/4/2020**

**Good morning  
happy Sunday**



## LESSONS OBJECTIVES

- Blending sounds into words , CVCV , CVCCV words.
- Read common high-frequency words by sight (e.g., they, where, this ,our, read ,eat, run ).

Long sounds .

Write high frequency words.

- Writes words or sentences to describe or support pictures

Math : chapter 13 : analyze , compare , and Create Shapes

- Math : Analyze and compare two dimensional shapes

# MISSING SOUND

write the words on big paper and stick it to the wall , don't write the vowels , ask them to guess the missing letter , while you say it .

emphasize on the letter sounds.

Focus on silent e . write the missing vowel in sticky note ask your kid to Find the correct one and stick it .



## MISSING SOUNDS

Cone

Female

Table

bite

Love


alone

site

mapale

Fates


Cutes



Read and build it with play dough

jump

Imagine you can jump So high , up to ———



Finish the drawing and write bout it

## Finish the Drawing!

What is the alien chasing?




---

---
















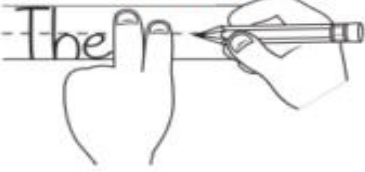


---

---

---



# CHECK YOUR WRITING


| Writing Checklist   |   | Name _____  |  |
|---|---|---|--|
| <p>Did I write a narrative with a beginning, middle and end?</p>   |    |    |  |
| <p>Did I draw a detailed picture?</p>    |    |    |  |
| <p>Does my picture match my words?</p> <p><b>cat</b> → </p>  |   |   |  |
| <p>Did I write the sounds I heard?</p>   <b>/c/</b> |  |  |  |
| <p>Did I use punctuation?</p> <p><b>. ? !</b></p>   |  |  |  |
| <p>Did I space between my words?</p>   |  |  |  |



# Cheese

|                                  |    |
|----------------------------------|----|
| I like cheese a lot.             | 5  |
| I can put it on chips.           | 11 |
| Then I can crunch the chips.     | 17 |
| I can chop it into chunks.       | 23 |
| I can munch it for lunch.        | 29 |
| I like a bunch of cheese chunks. | 36 |
| I eat all the cheese I can reach | 44 |
| but Mom and Dad                  | 48 |
| do not like it much.             | 53 |


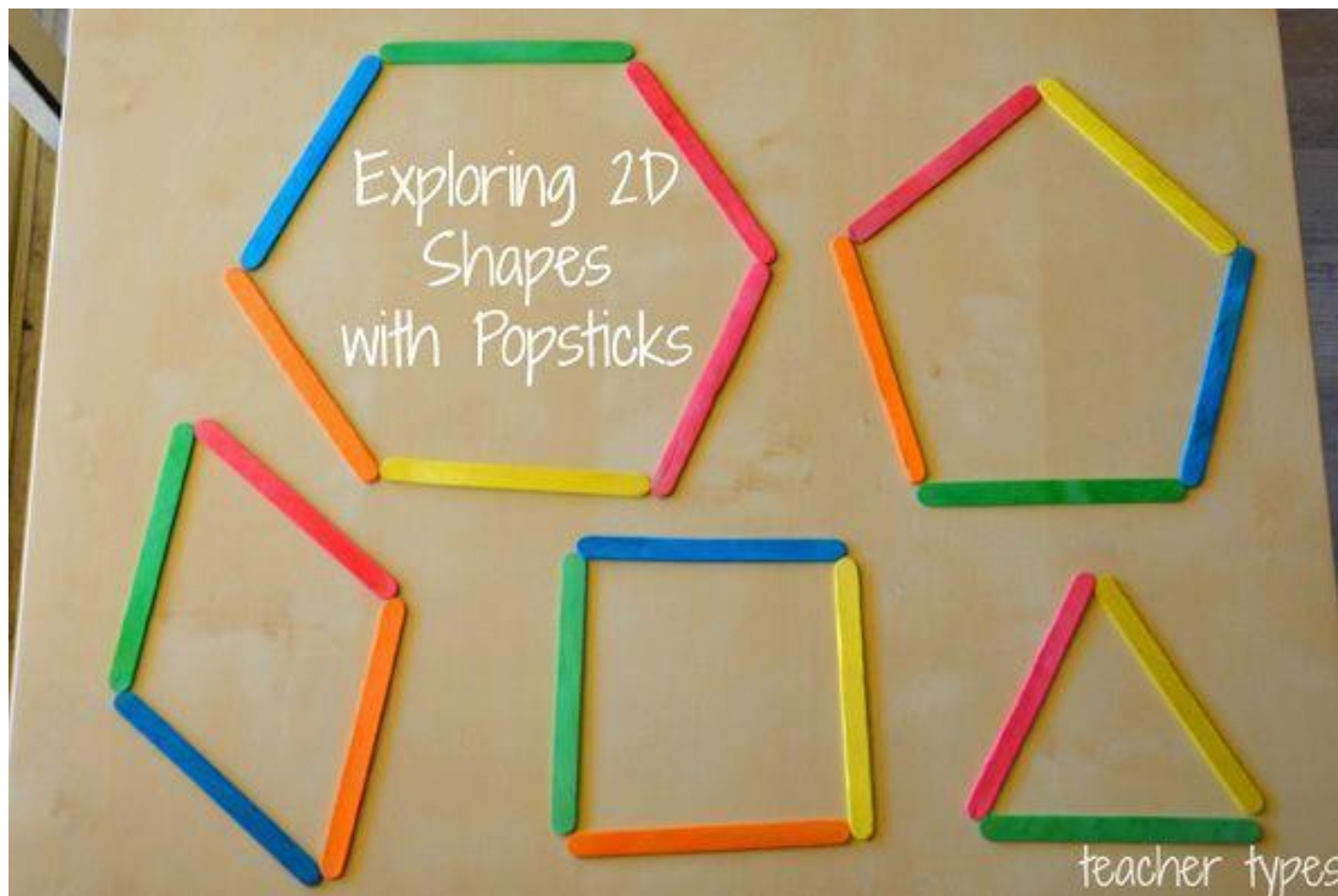
|                    | 1 <sup>ST</sup> reading | 2 <sup>nd</sup> reading | 3 <sup>rd</sup> reading |
|--------------------|-------------------------|-------------------------|-------------------------|
| Total errors       |                         |                         |                         |
| Words per<br>mints |                         |                         |                         |






Math : Analyze and compare two dimensional shapes  
pages 749 , 750 , 751, 752

Use sticks to build 2D shapes .  
Compare each one , notice how many  
vertices and sides they have








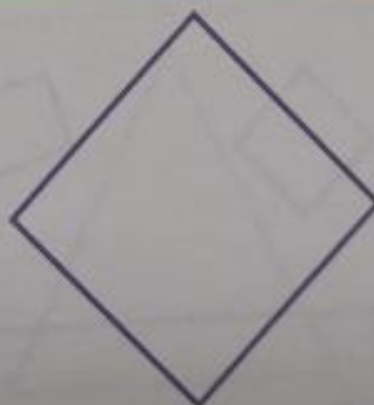
3



4



5




**Directions** Have students listen to the clues, mark an X on the shapes that do NOT fit the clues, draw a circle around the shape that the clues describe, and then tell how the shapes they marked with an X are similar to the shape they drew a circle around.

**Number Sense** I am NOT round. I have less than 4 sides. What shape am I? I am NOT a rectangle. I have 0 sides. What shape am I? I have 4 vertices. I am a special kind of rectangle because all my sides are the same length. What shape am I?




# Independent Practice

6




7



8

9

10








**Directions** Have students listen to the clues, mark an X on the shapes that do NOT fit the clues, draw a circle around the shape that the clues describe, and then tell how the shapes they marked with an X are different from the shape they drew a circle around. **6** All of my sides are NOT the same length. I have 3 vertices. What shape am I? **7** I have 4 sides. I am the same shape as a classroom door. What shape am I? **8** Have students listen to the clues, and then draw the shape the clues describe: I have more than 3 sides. The number of vertices I have is less than 5. All of my sides are the same length. What shape am I? **9 Higher Order Thinking** Have students draw a shape with 4 sides and 4 vertices that is NOT a square or rectangle, and then explain why it is not. **10 Higher Order Thinking** Have students draw a circle around the rectangles. Have them color all the squares, and then explain how the shapes are both similar and different from one another.

Name: \_\_\_\_\_




# Sides & Corners

|   | Name      | Sides | Corners |
|---|-----------|-------|---------|
|    | Circle    |       |         |
|   | Square    |       |         |
|  | Triangle  |       |         |
|  | Rectangle |       |         |
|  | Oval      |       |         |







## Movement :

How do objects move ?

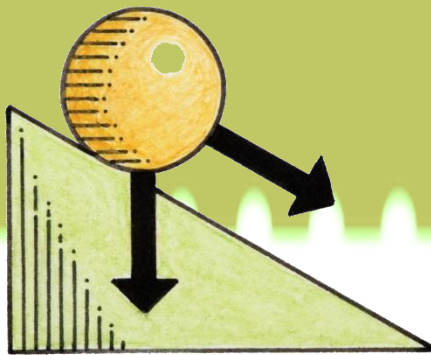
Optional Activity:

Watch one-minute video about **Movement** .

Observe and **describe** :

- How objects move ?
- **Describe** how objects move in **different** ways ?
- Ask how each objects move ? using the term roll , stack , or slide ?


•



**Video:** <https://www.youtube.com/watch?v=ePfDhQy2s7I>

# الاسبوع الخامس - الأحد

5 / 4 / 2020



# دروس اليوم

○ دروس اليوم:


○ سورة القدر \ دعاء الدخول للمنزل

النمو اللغوي

تمييز الالف المقصورة

التمارين: حل صفحة واحدة

صفحة: 102-103-104



# السورة

## سُورَةُ الْقَدَرِ

بِسْمِ اللَّهِ الرَّحْمَنِ الرَّحِيمِ

إِنَّا أَنْزَلْنَاهُ فِي لَيْلَةِ الْقَدْرِ ﴿١﴾ وَمَا أَدْرَاكَ مَا لَيْلَةُ الْقَدْرِ ﴿٢﴾ لَيْلَةُ

الْقَدْرِ خَيْرٌ مِّنْ أَلْفِ شَهْرٍ ﴿٣﴾ تَنْزِيلُ الْمَلَائِكَةِ وَالرُّوحُ فِيهَا بِإِذْنِ


رَبِّهِمْ مِّنْ كُلِّ أَمْرٍ ﴿٤﴾ سَلَامٌ هِيَ حَتَّىٰ مَطْلَعِ الْفَجْرِ ﴿٥﴾



## دعاء الدخول الى المنزل :



بسم الله ولجنا وبسم الله خرجنا  
وعلى ربنا توكلنا




# قِصَّةُ حَرْفٍ وَ

## وِسَامَ فِي الْوَادِي





فِي وَادٍ وَعِىرَ عَاشٍ وَسَام







فِي وَادٍ وَعِـرْ وَزَةُ وَجَوَاد



فِي وَادٍ وَعَرِ زَرَعَ وَسَامَ الْوَرْدِ






# وِسَام سَعِيد فِي الْوَادِي

و

وِسَامَ فِي الْوَادِي






9





حرف الواو








○ کم شکل الحرف و؟؟؟










فَرْشَةٌ






خوخ





فَجْه







تَو



وَرْدَةٌ حَمْرَاءُ فَوْقَ وَرَقَةٍ خَضِرَاءَ



دُودَةٌ خَضِرَاءُ فَوْقَ وَرَقَةٍ صَفْرَاءَ

