



Week 7 – Wednesday

Math

22/4/2020



Review Math




- Subtraction (Review)**
- Number Sequence (80- 100)**
- Number words (Eight, Nine)**
- Fun Online Educational Games**

Subtraction Objectives

- show subtraction with objects, fingers, mental images, drawings, sounds, by acting out situations, verbal.



- know the meanings of math symbols, plus sign, minus sign and equal sign.



- can solve subtraction word problems using objects, drawings, and equations.




Hands on Activity

Subtraction smash

*Tools :

- A4 paper.
- Play dough.
- Pen.



*How to play :

- Draw two Ten frames above each other as shown in the picture .

- Write subtraction problems like:
 $9-6$ / $4-2$ / $6-3$ / $7-5$

- Ask your child to present the first number using the play dough and smash according to the second number to find out how many are left.

Online amazing game 1

<https://www.education.com/games/kindergarten/subtraction/>

The screenshot shows the Education.com website interface. The browser address bar displays <https://www.education.com/games/kindergarten/subtraction/>. A search bar at the top contains the text "Search games". Below the search bar, navigation tabs include "Entire Library", "Printable Worksheets", "Online Games" (which is selected), "Guided Lessons", "Lesson Plans", and "More".

On the left side, there are filters for "By Grade" (Preschool, Kindergarten, 1st grade, 2nd grade, 3rd grade, 4th grade, 5th grade) and "By Subject" (Coding Games, Math, Number Sense). The "Kindergarten" and "Subtraction" filters are active.

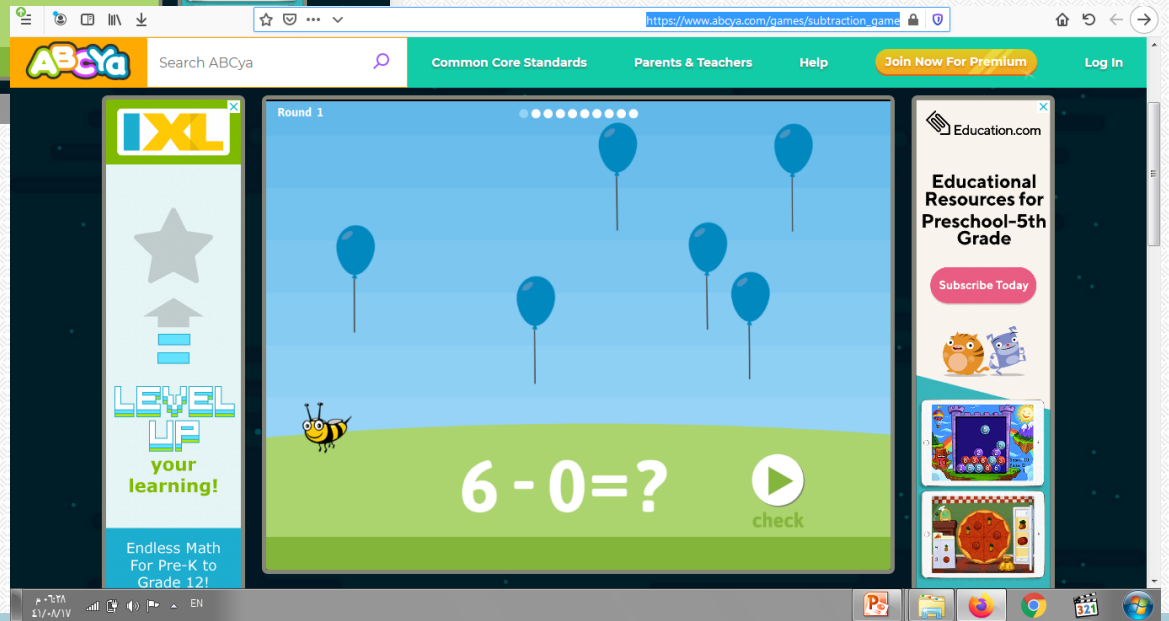
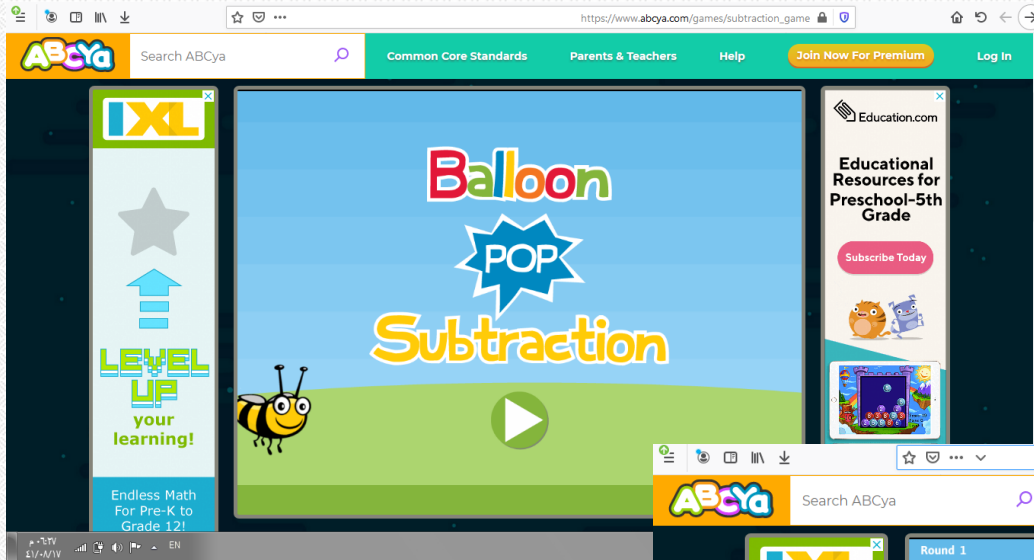
The main content area shows "7 filtered results". A "Sort by" dropdown menu is set to "Popularity". The results are displayed as a grid of game cards:

- Treasure Chest Subtraction**: Game featuring a treasure chest.
- Penelope's Flower Subtraction**: Game featuring a flower bed.
- Muggo's Subtraction Puzzle**: Game featuring a puzzle.
- Subtraction Quiz**: Game featuring a subtraction problem $2 - 2 =$ and answer options 0, 4, 2, 1. This card is circled with a red dashed line.
- Ski Racer: Subtraction Patterns of 1 Less**: Game featuring a ski racer.
- Match: Subtraction Facts Within 5**: Game featuring subtraction facts like $5-2$, $2-2$, $4-3$, and $5-1$.
- Quiz: Subtraction Within 10**: Game featuring a subtraction problem $2 - 2 =$ and answer options 0, 4, 2, 1.

The screenshot shows the "Subtraction Quiz" game interface. The main display shows the subtraction problem $5 - 1 =$ in a yellow box. Below the problem are four answer options in green boxes: 1, 3, 4, and 5. The number 4 is highlighted in a bright green color, indicating it is the correct answer. On the left side, there is a pause button and a text box that reads: "Put down the subtraction answer and objects that are transferred are transferred abstract children get 10." At the bottom, there is a "Grade" field and a "Subject" field.

Online amazing game 2

https://www.abcya.com/games/subtraction_game





Review number sequence (80-100)

The objective:

- * Can name the numbers.
- * Can count forward and backward from a given number.
- * Can read and write numbers from 80-100.

Online game

<https://www.topmarks.co.uk/ordering-and-sequencing/coconut-ordering>

Activity: Building game .

● Description:

give the child cubes and a marker, then randomly mention the number from (80 to 100) after finishing all the numbers, ask the child to arrange them in the correct sequence.





Review number words

Eight

Nine

The objective:

- *I know how to define what a number represent.
- *I can count object and match to the numeral name verbally.

Online game

<https://www.topmarks.co.uk/ordering-and-sequencing/coconut-ordering>

Activity : Throw the ball .

● Description:

Write the letters on papers and stick them on the wall. Then, give the child a ball. Tell the child the number and ask him/ her to choose the correct letters to write the word by hitting them with the ball .



The secret word .

Write the first letter of each picture to guess the word



Put the word (**eight**) in a sentence and write it.



The secret word .

Write the first letter of each picture to guess the word



Put the word (**nine**) in a sentence and write it.

KIDS STUDYING ARTS



Activity :

Making Ramadan Lanterns

Objective: Identify ,plan and make specific choices of materials , tools and processes.

What we need? Eggs paper, glue , (ribbon, yarn ,thread or wire), scissors, and colored papers



Video: <https://youtu.be/aJVg64P7EP4>



الأسبوع السابع – الأربعاء

٢٠٢٠/٤/٢٢

١٤٤١/٨/٢٩



مراجعة النمو اللغوي



مراجعة الحروف (ه و ي)

الاهداف:

- تمييز الحرف وتمييز صوت الحرف
- تمييز شكل الحرف
- تمييز الحرف بين عدة حروف
- تمييز مواقع الحرف في الكلمة (أول ، وسط، آخر)
- كتابة الحرف
- تمييز الصوت القصير (الحركات) والصوت الطويل (المدود)
- تحليل الكلمات
- قراءة الكلمات
- كتابة: نسخ جملة مكونة من ثلاث كلمات



استراتيجية قراءة الكلمات :

يقرأ الطفل الكلمة قراءة صحيحة مع الحركات ، كمثال :



وَأَد	وَجُهُ	هِرَّة
وَرَقَّة	يَأْكُل	يَاسْمِين

استراتيجية وضع دائرة على الكلمة المناسبة :



تكتب الأم مجموعة من الكلمات التي تحتوي على الأحرف (ه و ي) في مواقعها المختلفة ومن ثم تطلب من الطفل أن يضع دائرة على كلمة تحتوي على حرف الواو في وسط الكلمة كمثال ويقرأها .
مثال (سَهْم ، هَادِي ، يَمَامَة ، مَوْز ، مِيَاه ، هَوَاء ، يُحْيِي)

استراتيجية تحليل الكلمات :



تكتب الأم الكلمة للطفل ويحللها
حسب مقاطعها الصوتية بالقلم أو
على الرمال ، كمثل : السَّهْمُ ،
الوَجْهُ ، يَقْطِينُ

أنسخ الجملة بشكل صحيح

أَكَلَ يَاسِرٌ الْمَوْزَ