



Week 1 – Tuesday

English

10/3/2020



Our lessons today :

❖ English

- **Wonders –Unit 7 week 3**
page.26,27
- **Diagraph (wh)**

Your turn practice book page.8

- **High frequency word (want)**

❖ Math

My Math book Ch:9/ Lesson 3
(Sort by Size) Page.552





Gus is on top **of** the bed.
He can sit up and beg.




Gus and I are on a rug.
Gus can tug, tug, tug!

Digraphs



wh



week 1:

“Wh” Diagraphs

Objective:

- Differentiate sounds.
- Know that words are made up of sounds that are put together.


Description:

The diagraph is two different letters making one new sound.

Letter **w** make /w/ sound and letter **h** make /h/ sound.

When we put them together (**wh**) they make /wh/ sound.

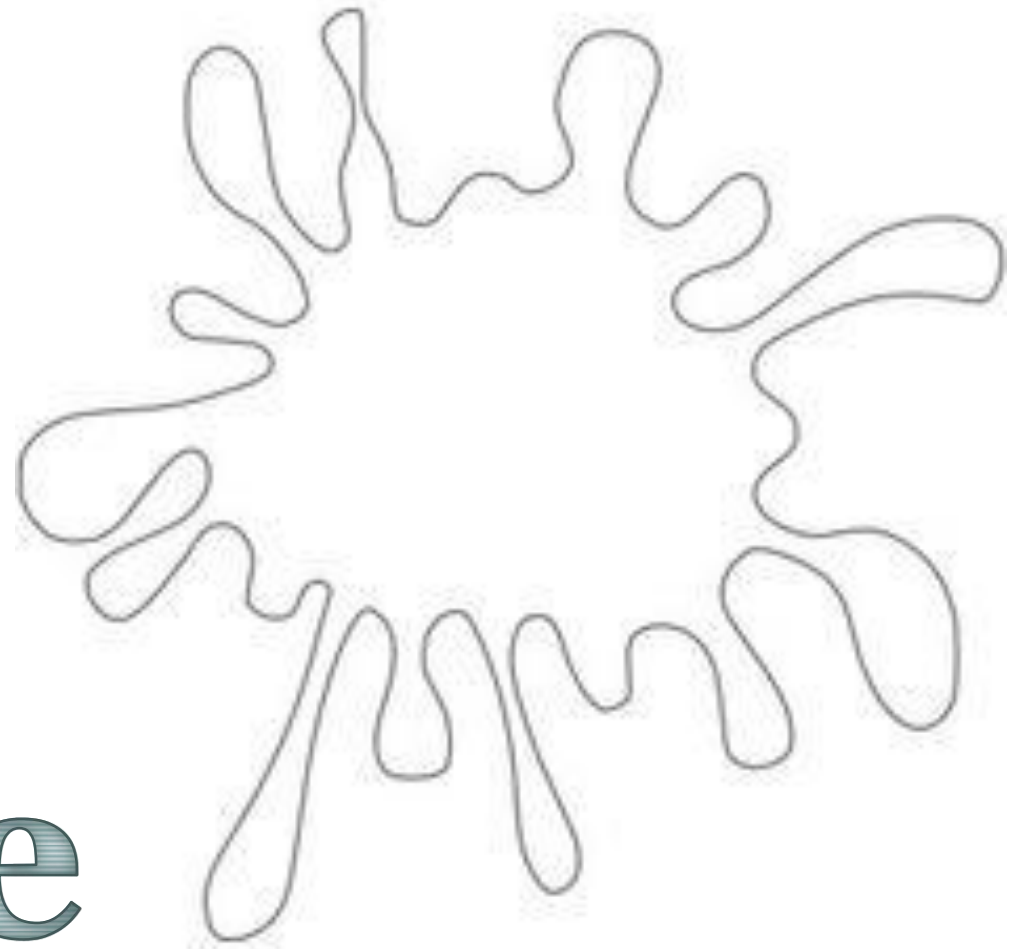
<https://www.youtube.com/watch?v=GO3UxDydumA>



Whale

wheat





white



wheel





Whisk

Activity: digraph pop corn sorting

Use pop corn cups (you can use different cups: paper or plastic cups). write on it the digraphs:
sh - ch - th - wh.

Print or draw different pictures which have the digraphs and let them sort it by putting each picture in the right cup.



Your Turn practice book

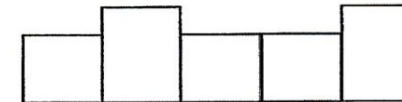
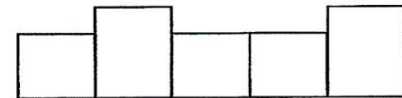
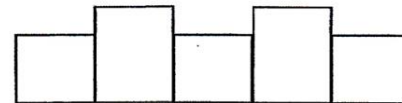
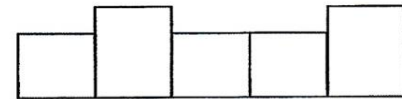
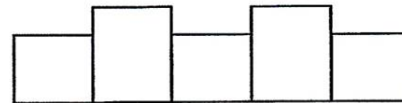
Date: _____

“wh” Digraph



Write the following words in the shape boxes below and then match them to the correct picture.

whale wheat wheel whisk white



High frequency word

- Student can recognize and identify the sight word through pictures ,visual cards that help the students to use the words in their daily life.


Week 1

Day 1



**Ask the student to think about:
what he wants to find inside the box for
his birthday gift?**

share



Share with your child

what they want to eat for yummy breakfast?

Objective: child should use the sight word “want “ in her/his answer.

want



Read it

W a n t

Spell it-Write it on the air

I **want** to go to the zoo.

I **want** to see the fox.

The dog **wants** a food.

Do you **want** a pet?

Reading

Objective: student will use sight words though reading.



Student can use the play-doh to make the sight word “want”

Objective: the student can improve his/her motor skill

Math

sort by size

The objective:

* can sort and classify everyday objects by different attributes such as size, shape, color.

Description:

distribute a box that has different objects of the same color and of two different sizes. Use two large objects and four small objects. Discuss how to sort the object by size, guide them to sort the objects by size. Have the students place one of the sorted groups of objects in the box.

Strategy: let the student search about some things that are same and different around him.

Video: Sorting by Color and Size

<https://www.youtube.com/watch?v=8kcbajwxEfE>


Guided Practice

Processes & Practices

1

sort


size



2



3



Directions: 1. The beach balls were sorted by size. Trace the Xs to show how the beach balls were sorted. 2-3. Sort the objects by size. Draw Xs to show how you sorted.



الاسبوع الاول - الثلاثاء

اللغة العربية

10/3/2020



دروس اليوم :

الاسلام

سورة النصر

دعاء الاستيقاظ من النوم

النمو اللغوي - حرف الكاف

- تمييز حرف (ك)

- تمييز صوت حرف (ك)

- تمييز شكل الحرف

- تمييز الحرف بين عدة حروف

- كتابة الحرف بالإجراءات الصحيحة

الواجب: حل صفحة واحدة

كتابة الحرف - صفحة 10



السوره

سورة النصر

سُورَةُ النَّصْرِ

بِسْمِ اللَّهِ الرَّحْمَنِ الرَّحِيمِ

إِذَا جَاءَ نَصْرُ اللَّهِ وَالْفَتْحُ ﴿١﴾ وَرَأَيْتَ النَّاسَ يَدْخُلُونَ فِي دِينِ

اللَّهِ أَفْوَاجًا ﴿٢﴾ فَسَبِّحْ بِحَمْدِ رَبِّكَ وَاسْتَغْفِرْهُ إِنَّهُ كَانَ تَوَّابًا ﴿٣﴾

الدعاء

دعاء الاستيقاظ من النوم

الحمد لله الذي أحيانا بعد
ما أماتنا وإليه النشور

القصة

قصة كواك كواك

حكايات الحروف ك

كواك .. كواك



دار المنهل ناشرون





شَارَكَ كَلْبٌ وَدِيكٌ

وَكَنْغَرُ فِي سِبَاقِ

الْحَيَوَانَاتِ.



أَمْسَكْتِ الْبَطَّةَ السَّاعَةَ،

وَصَاحَتْ: كَوَاكِ..

كَوَاكِ.. بَدَأَ السَّبَاقُ.



صَاحَتِ الْبُطَّةُ: أَسْرِعْ
يَا دِيكَ.. اقْفِزِ يَا كَنْغَرُ،
الْكَلْبُ يَتَقَدَّمُ.



تك.. تاك.. تك.. تاك..

فاز الـديكُ وصاح:

كوكو.. كوكو.. أنا الأسرعُ،

كوكو.. كوكو.. أنا الأوّلُ.

أَصِلُ الْكَلِمَةَ بِالصُّورَةِ الْمُنَاسِبَةِ



كَنْغَر



كَلْب



دِيك



بَطَّة



ا

ب

ت

ث

ج

ح

ح

د

ذ

ر

ز

س

ش

ص

ض

ظ

ط

ظ

ع

ف

ق

ك

ل


م

ن


ه

و

ي



کتاب



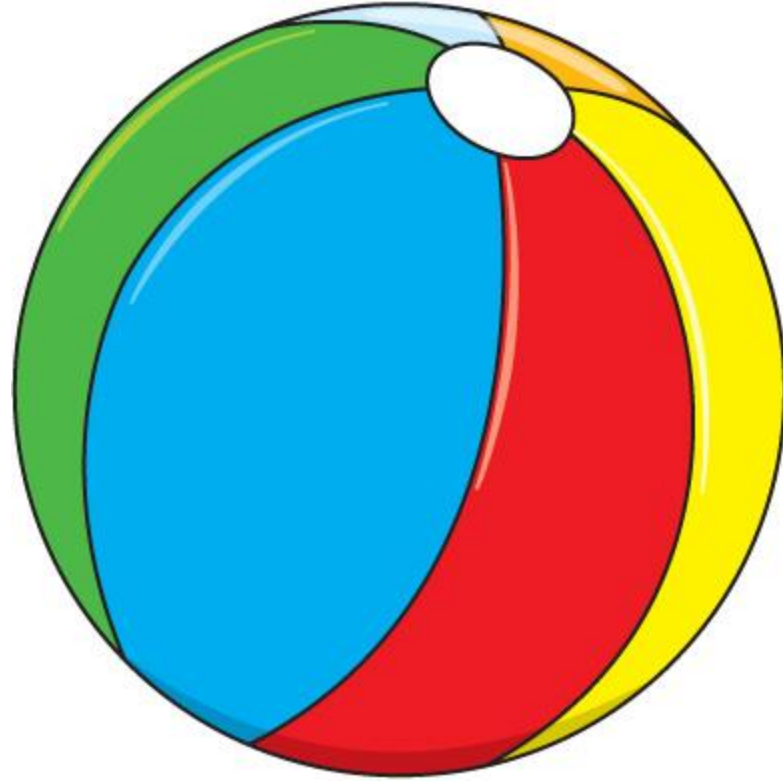
گَرَز



کرسی



كَلْبٌ




كُرَّة

أكتب الحرف بالإجراءات الصحيحة :

أ





أين يوجد حرف **ك** في أسماء اصدقائنا ؟