



Week 7 – Sunday

Review English

19/4/2020



# *Review English*



- Review High frequency words  
**(they-go-with-my-little-was)**
- Creating a sentence using these high frequency words
- Reading **CVC** words**(Reading and writing)**

# Sight words - Revision



## Objectives:

- Follow words from left to right and page by page.
- Understand that words are separated by spaces in print.
- Read common high-frequency words by sight





# Sight Words Activities


## Activity 1 : Tic-Tac-Toe

Children will play a game of traditional Tic-Tac-Toe, with the added the sight words (they-go-with-my-little-was) and they must read it correctly before they place an X or O on the game board. The goal of Tic-Tac-Toe is to encourage your child to read sight words quickly. You can play this game with your child, or two children can play each other.

### Tic Tac Toe

my	my	was
was	my	my
was	was	my





## Activity2: Post-It Memory Game

1. Write out the sight words (they-go-with-my-little-was) onto a white board or just use a sheet of paper.
2. Write out the matching words onto individual post-it notes use different colors to make the game more visually appealing for the child.
3. Sit down with your child and encourage them to choose a post-it note, call out the word then match it up to the corresponding word on the whiteboard or sheet of paper.





**POST-IT MEMORY GAME**

# Reading and Writing CVC Words



## Objectives:

- Differentiate sounds.
  - Know that words are made up of sounds that put together.
  - Know the differences between vowels and consonants.
  - Hear the differences in words that sound alike such as (hug, bug), (fun, gun), and (but, nut).
- 
- 

# CVC Words Activities

## Activity 1: Muffin Tin Spelling

Give the kids magnet letters (if you don't have the magnet letters you can use any kind or You can write the letters on small pieces of papers).

Show the kids different pictures of CVC words or just say the name (e.g. cup - cat - mug - bat ....) and ask them to spell it and write it using the letters by putting them on the muffin tray.

If you want make it more challenging you can set the time 20-30 seconds for each word.

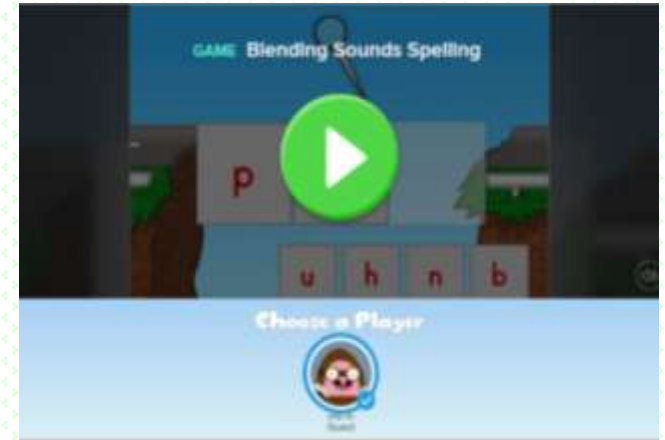




## Blending Online Game:

Let your child to build bridges by building words in this game. As your child comes across each broken bridge in Blending Sounds Spelling, they'll need to spell a word using these letter blocks.

<https://www.education.com/game/blending-sounds-spelling/>




## Video: Blending

<https://www.youtube.com/watch?v=CWx3R2LsaQk>





Draw something about these two children  
and write a sentence, using the **sight**  
**words** and **CVC** words



Two sets of handwriting lines, each consisting of a solid top line, a dashed middle line, and a solid bottom line.



## *Stay Home .. Stay Safe*



- *Watch the video share with your teacher what do you think about ?*
- *Which tools should we use to take care form germs or corona virus ?*
- *What do you think , how people around can stay safe?*
- *What activities can children do staying home?*
- *Make a call ask your friend how is /she staying safe at home ?*



# الاسبوع السابع - الاحد مراجعة النمو اللغوي

19/4/2020





ا

ب

ت

ث

ج

ح

خ

د

ذ

ر

ز

س

ش

ص

ض

ط

ظ

ع

ف

ق

ك

گ

گ

م

ن

ه

و

ی



# مراجعة النمو اللغوي


مراجعة الحروف ( ط ، ظ ، ع ، غ )



## الاهداف:

- تمييز الحرف وتمييز صوت الحرف
- تمييز شكل الحرف
- تمييز الحرف بين عدة حروف
- تمييز مواقع الحرف في الكلمة (أول ، وسط، آخر)
- كتابة الحرف
- تمييز الصوت القصير (الحركات) والصوت الطويل (المدود)
- تحليل الكلمات
- قراءة الكلمات
- كتابة: نسخ كلمتين

# استراتيجية أنا أرسم أوراق الشجرة وأكتب الكلمات بداخلها:



الأدوات: ورق ملون  
اخضر لرسم أوراق  
الشجرة او ورق ابيض  
يلون بلون اخضر  
-مقص + قلم

أفكر في كلمات  
تبدأ بالحروف  
(ط،ظ،ع،غ)



أقرأ



طَائِرَةٌ

أقرأ



الطبيب





ط ، ط ، ط  
طا ، طي ، طو

أنا اكتب الأصوات  
القصيرة في خط البالون  
القصير  
والأصوات الطويلة في  
خط البالون الطويل



أقرأ



ظ ف

أقرأ



ظبي

أقرأ



غَبَرَ



أقرأ



العين



أنا املئ البالون قليلاً لكتابة  
الأصوات القصيرة (البالون الصغير)  
واملئ البالون كثيراً لكتابة الأصوات  
الطويلة في (البالون الكبير)  
الأدوات - بالونات ٦ وقلم خطاط

عَ ، عِ ، عُو  
عَا ، عِي ، عُو



أقرأ



غَسَلَ



اختيار كلمتين من الكلمات السابقة على ورق وتحليل الكلمات  
الى مقاطع وأصوات





نختار كلمتين  
من الكلمات  
السابقة ونكتبها

---

---

---