



# Week 6 – Sunday

## Review Math

12/4/2020



# *Review Math*



**-Position**

**-Review number sequence**

**(1-20)**

**-Review number words**

**(zero -one)**

Each skill  
has two  
activities  
child can  
choose one  
activity for  
each skill



# Review Positions

## **The objective:**

- \* I know position words, above, below, inside, in front of, behind, next to, up, down.
- \* I can describe the positions of the object (using words such as above, below, beside, in front of, behind, next to.)

## **Video:**

<https://www.youtube.com/watch?v=niPyVnC6W5g>

# Review Positions

**Activity1:** where is the bear.

- **Description:**  
put the bear in a place like  
(above, below, or next to) the  
cup and asks the child to  
describe the bear's place.



# Review Positions

## Activity2: Apply the sentence.

- **Description:**

Bring some tools and ask the child to represent sentences such as (Ahmed is below the book, the hat is above Ali, Sarah between the bag and the book .....etc.)to make the game more enjoyable, find a partner to play with the child.



# Review number sequence 1-20

## **The objective:**

- \* Can name the numbers.
- \* Can count forward and backward from a given number.
- \* Can read and write numbers from 0-20

## **Video:**


<https://www.youtube.com/watch?v=D0Ajq682yrA>

## Review number sequence 1-20

### **Activity1:** Arrange the numbers .

- **Description:**

Write the numbers from 1 to 20 in colored paper or write the numbers using the colors and put them not arrange on the ground then ask the child to arrange them in 10 seconds and put a timer to make the game more fun.





# Review number sequence 1-20

## Activity 2: forward and backward

Read the number in the box then write the number before and after

|  |    |  |
|--|----|--|
|  | 15 |  |
|--|----|--|

|   |   |   |
|---|---|---|
| 2 | 3 | 4 |
|---|---|---|

|  |    |  |
|--|----|--|
|  | 18 |  |
|--|----|--|

|  |   |  |
|--|---|--|
|  | 6 |  |
|--|---|--|

|  |    |  |
|--|----|--|
|  | 12 |  |
|--|----|--|

|  |   |  |
|--|---|--|
|  | 9 |  |
|--|---|--|

# Review number words

Zero

One

## The objective:

- \* I know how to define what a number represent.
- \* I can count object and match to the numeral name verbally.

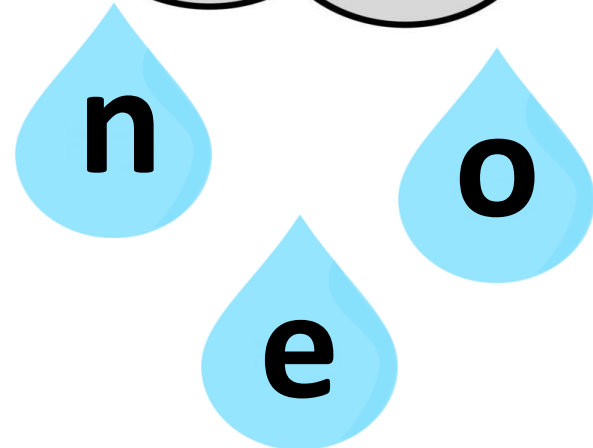

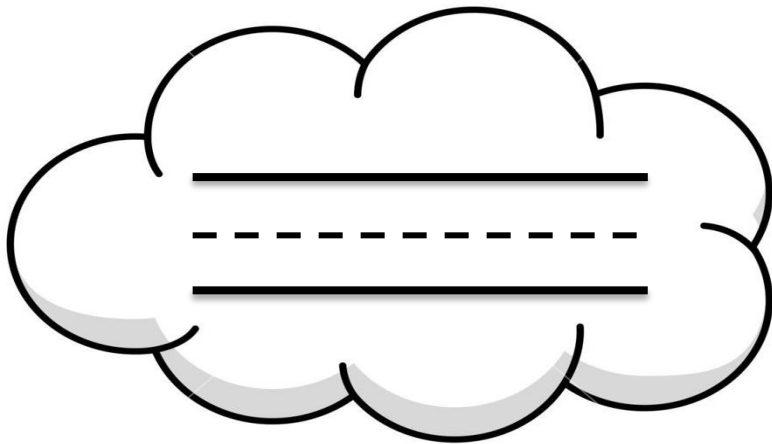
## Video:

<https://www.youtube.com/watch?v=SzfFzJGwwZQ>

# Review number words

## Activity 1: Guess and write.

Guess the number word from the letters then write it in the cloud



# Review number words

## Activity2: Little artist.

- **Description:**

Bring a sandbox or a group of small rocks or colors and ask the child to write the word he or she hears (zero and one)





Here's that honey recipe you were asking about!

## How do bees make honey?

-Watch a video

-Discuss:

- How could we find out what's going on inside beehive?
- Do we need the scientist tools to observe bees inside beehive?



**Video:**

<https://mysteryscience.com/mini-lessons/honey-bees?code=21f99078dc45e7c21cc618904b85d49e>



# الأسبوع السادس - يوم الأحد

12/4/2020



ا

ب

ت

ث

ج

ح

خ

د

ذ

ر

ز

س

ش

ص

ض

ط

ظ

ع

ف

ق

ك

گ

گ

م

ن

ه

و

ی

# مراجعة النمو اللغوي



## مراجعة الحروف ( أ ب ت ث )

-تمييز الحرف وتمييز صوت الحرف

-تمييز شكل الحرف

- تمييز الحرف بين عدة حروف

- تمييز مواقع الحرف في الكلمة (اول- وسط- اخر)

-الحركات والمدود

-كتابة الحرف

-تمييز الصوت القصير والصوت الطويل

-تحليل الكلمات (الحروف المتحركة)



استراتيجية قراءة الكلمة باللون  
نختار لون من الحرف ويقوم الطفل  
بتهجئة الحرف بالصوت  
مثال: اللون الأحمر  
أَكَلَ

أَكَلَ



ا





استراتيجية كتابة الكلمة  
على ورق ملون  
ترقيم الورقة في الخلف  
يختار الطفل رقم ويقرأ  
الكلمة بالحركات



نَبَات



بِسْمِ اللَّهِ الرَّحْمَنِ الرَّحِيمِ



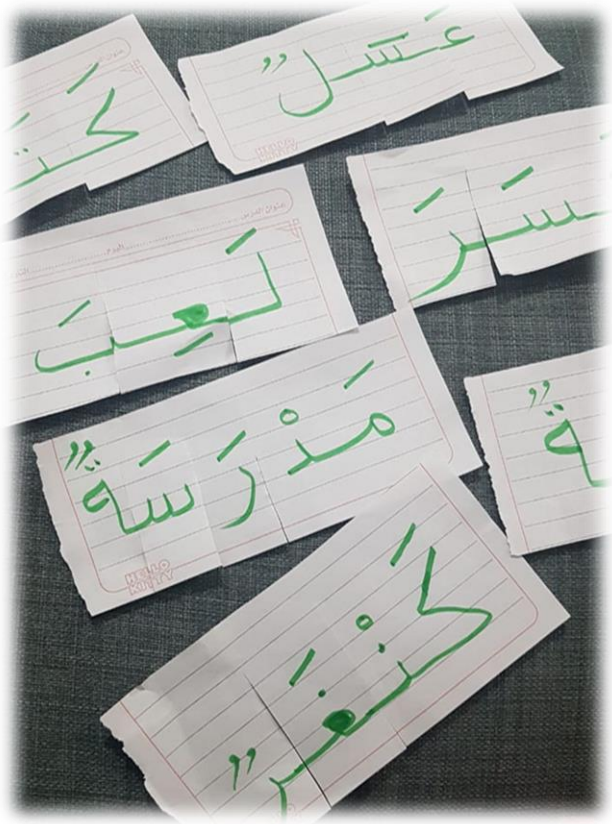
کتاب



# تحليل الكلمات

استراتيجية المقص

اختيار كلمتين من الكلمات السابقة  
على ورق وتحليل الكلمات إلى  
مقاطع وأصوات





# نشاط جماعي للصغار للتواصل الاجتماعي

الاستراتيجية  
ستختار المعلمة حرف من هذه  
الحروف  
(أ، ب، ت، ث)  
وتطلب من الأطفال التفكير في كلمات  
(أول الكلمة أو وسط أو آخر الكلمة)

