



Week 5 – Monday

6/4/2020





Our lessons today :

❖ English

- **Wonders – Unit 8, Week 3, pages 38,39**
- **Review Digraph (sh-ch-th-wh-ph-ck)**

Your Turn Practice Book page 13

❖ Math

- **My Math book, Ch. 12, Lesson 2**
cylinders and cones page 700



**Wonders
Unit 8
Week 3**

**pages
38,39**



Reading objectives:

- Follow words from left to right, top to bottom, and page by page***
- Understand that words are separated by spaces in print***
- Blend two to three phonemes into recognizable words***
- Isolate and pronounce the initial, medial vowel and final sounds (phonemes) in three phoneme (consonant-vowel-consonant or CVC) words***
- Read common high-frequency words by sight (e.g., the, of, to, you, she, my, is, are, do, does)***



This is **what** I can see.
A jet can dip.
It can zip up, up, up!



Yes, a sun is big.
A sun can get hot.
I bet it can get up.



Digraphs

Objectives:

- Differentiate sounds
- Know that words are made up of sounds that put together

Description: The digraph is two different letters making one new sound.

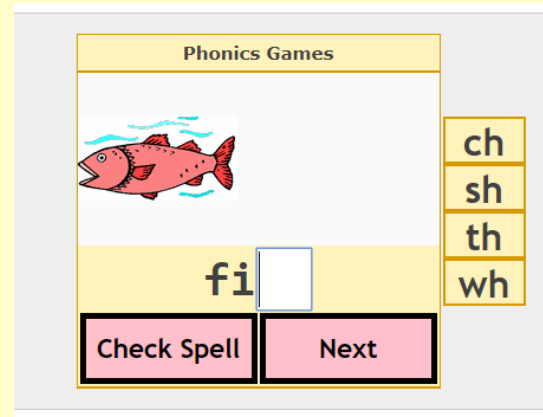
Digraphs song

https://www.youtube.com/watch?v=NK8_Tvu6bJk

Online games (Digraphs)

[https://www.softschools.com/language_arts/phonics/games/ch sh wh th sounds.jsp](https://www.softschools.com/language_arts/phonics/games/ch_sh_wh_th_sounds.jsp)

<https://www.kizphonics.com/phonics/digraph-sh-phonics-game/>



Write the
beginning
digraph (sh-ch-
th-wh-ck or ph)
for each picture



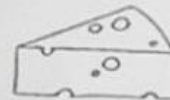






























Math

Ch. 12, Lesson 2, cylinders and cones

Objectives:

- Can name 2D & 3D shapes correctly
- Can describe and compare 2D & 3D shapes by sides and vertices.

Strategy:


- Shape Riddles.

<https://www.pinterest.com/pin/346847608796163355/>

What am I?

I have 2 curved edges.
I have 2 circular faces and 1 curved
face. I look like a tin of beans.

I am a cylinder!



See and Show

1- 2 name the shape above the objects. Describe it. Compare it to the shapes of the objects below it . Trace the circle around the matching shape.



<p>1 cylinder</p>   	<p>2 cone</p>   
---	--

3-4 name the first shape in the row. Describe it . Compare it to the shapes of the objects in the row . Circle the matching shape.

<p>3</p> 	  
<p>4</p> 	  

3D Shapes Memory Game


Ask your child to look at the picture for 30 seconds or less-
Make competition (who remember fast) by asking questions about the picture; for example: which object has the cone shape?
Which object has the cylinder shape? etc.





” The Lion and the Mouse” story

- Objective:** children will learn how to reflect the story on the stage
- Connected to :** Sharing the planet theme
- Learner profile :** Thinker -Caring
- What we will do:** child will watch the story and children's performance on the stage then he/she will perform some parts in the story



Video:

Story: <https://youtu.be/OF2dNzIf4jo>

Show: <https://youtu.be/rqvCZqgz5WM>





الأُسبوع الخامس – الأثنيْن

6/4/2020



دروس اليوم :

• **دروس اليوم:**

• سورة القدر | دعاء الدخول للمنزل

• **النمو اللغوي:**

- الحركات والمدود

- تمييز ونطق الصوت القصير والصوت الطويل

لحرف الواو

الواجب : حل صفحة واحدة

صفحة: ٢٣-٢٤-٢٥



السورة

سورة القدر

سُورَةُ الْقَدْرِ

بِسْمِ اللَّهِ الرَّحْمَنِ الرَّحِيمِ

- إِنَّا أَنْزَلْنَاهُ فِي لَيْلَةِ الْقَدْرِ ① وَمَا أَدْرَاكَ مَا لَيْلَةُ الْقَدْرِ ②
لَيْلَةُ الْقَدْرِ خَيْرٌ مِّنْ أَلْفِ شَهْرٍ ③ تَنْزِيلُ الْمَلَكِ وَالرُّوحُ فِيهَا
بِإِذْنِ رَبِّهِمْ مِّنْ كُلِّ أَمْرٍ ④ سَلَامٌ هِيَ حَتَّىٰ مَطْلَعِ الْفَجْرِ ⑤

الدعاء



بسم الله ولجنا وبسم الله
خرجنا و على ربنا توكلنا



الأصوات القصيرة (الحركات)
والأصوات الطويلة (المدود)

لنقرأ معاً:




فَ



و



و



ف

أَلْفَا



حُرُوف



المدود



مد الواو




مد الياء




مد الألف

لنقرأ معاً:



وَأَ








و



وي

لنصل الصوت القصير بالصوت الطويل المناسب :


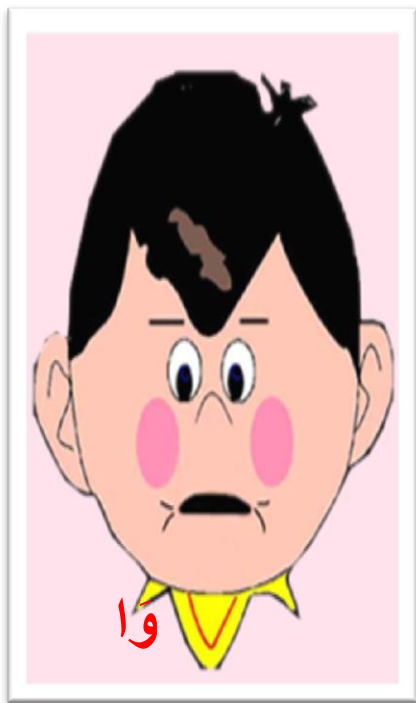


استراتيجية كفاك
اضع كفي على الصوت المسموع



هَيَّا نَقْرَأْ





وَالِدٌ

وَا

وَ

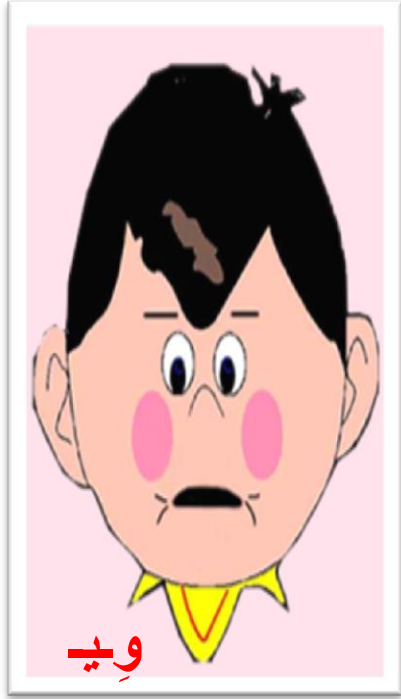
وَ



وَا دِي

دِي

وَا

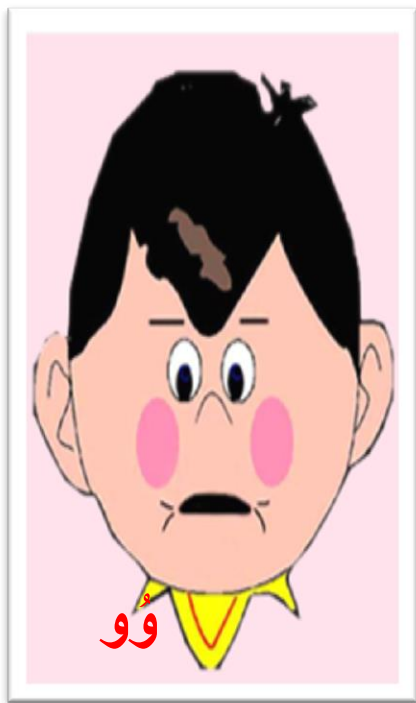


طَوِيلٌ

لٌ

وَي

ظ

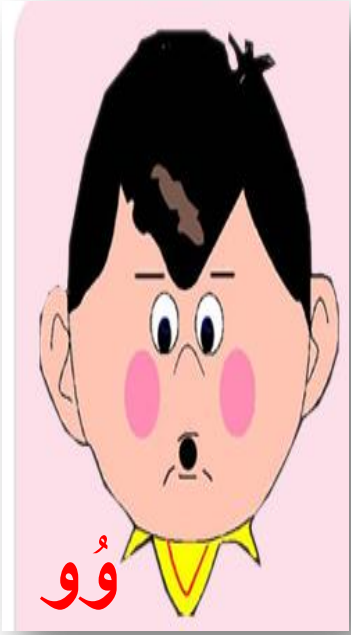


وُروُد

وُ

رُ

و

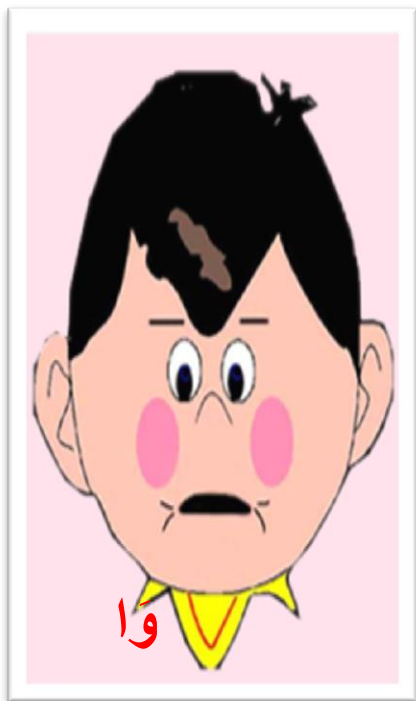


طَاوُوسَ

سَ

وُ

طَا

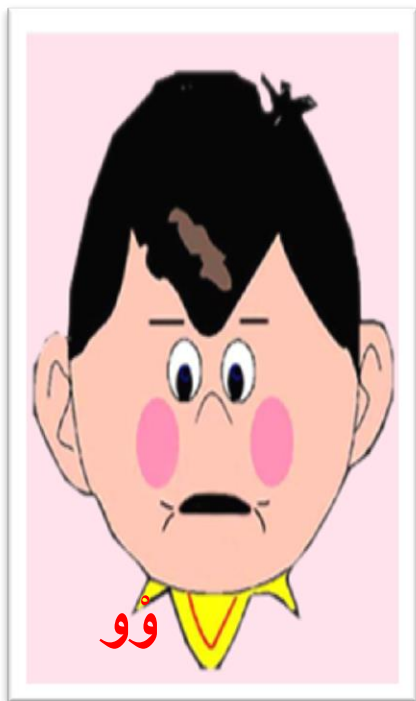


وَعَاءٌ

مِ

وِ

وَ



حَوْضٌ

حُ

حَوْ



هل (أ) هنا شمسية أم قمرية؟

الْوَيْعَاءُ

التمارين
كتاب انا مميز
ص ٢٣-٢٤-٢٥





أَقْرَأْ، وَأَلَوِّنْ حَرْفَ الْوَاوِ

٩



سُنُونُو



دَوْدَة



أَقْرَأْ، وَأَلَوِّنْ

١٠



أَلْوَان



جَوَارِب





سُنُونُو



وَاحِد



و	و	و	و	و
و	و	و	و	و
وا	وا	وا	وا	وا
وا	وا	وا	وا	وا

