

An illustration of three children of diverse backgrounds (two girls and one boy) smiling and holding a long white banner across the top of the image. The background is a bright blue sky with a smiling yellow sun, a white cloud, and a small yellow bird.

Week 5 – Wednesday

English
8 /4/2020





Our lessons today :

❖ Math

_ Review numbers 1-5



Math

Review numbers 1-5

Objectives:

Can recognize given numbers from 1 to 5

Can show how much a number is

- Can connect between numbers and their quantities
- Can read and print cardinal & ordinal numbers 1 -5

Descriptive and strategies :

-Counting from 1-50 by watching video:


<https://www.youtube.com/watch?v=-9ldYkMtZcM>

-Show and tell; using numbers flash cards.


- Using fingers to count and show how much is the number.
- Using concrete objects to count.



Can you tell me what number is
this ?




Can you tell me what number
this ?



Can you tell me what number
this ?



Can you tell me what number
this ?





Can you tell me what number
this ?




Count and write the number








Count and write the number





Count and write the number





Count and write the number



.....




Count and write the number





Count and circle the correct number




How many apples?

2

4

6



Count and circle the correct number



How many car?



1

3

5



Count and circle the correct number



How many unicorns?

3

5

2

KIDS STUDYING ARTS



Take of the stickers from the bottle

Paste any tape you have as crossed lines

Put white painting

Color it

LET IT DRY FOR 5-10 MNTS

Color it

Let it dry for 10 hours or more

Take of the tape

Activity : creating simple vase at home by recycling

Objective: Identify ,plan and make specific choices of materials , tools and processes

What we need? Empty bottle, Paints (acrylic)

,Cup of water Brush Tape

Video: <https://youtu.be/V4bHvO7Kov0>

الأسبوع الخامس - الأربعاء

اللغة العربية
8 / 4 / 2020



دروس اليوم :

سورة العصر

دعاء الدخول الى المنزل

النمو اللغوي:

حرف الياء

-تمييز حرف الياء بين الحروف

التعرف على كلمات تبدأ بحرف الياء

تمييز الكلمات تميزا بصريا

التمارين: حل صفحات الكتاب ٩١-٩٢



سُورَةُ الْعَصْرِ

بِسْمِ اللَّهِ الرَّحْمَنِ الرَّحِيمِ

وَالْعَصْرِ ① إِنَّ الْإِنْسَانَ لَفِي خُسْرٍ ② إِلَّا الَّذِينَ ءَامَنُوا
وَعَمِلُوا الصَّالِحَاتِ وَتَوَاصَوْا بِالْحَقِّ وَتَوَاصَوْا بِالصَّبْرِ ③




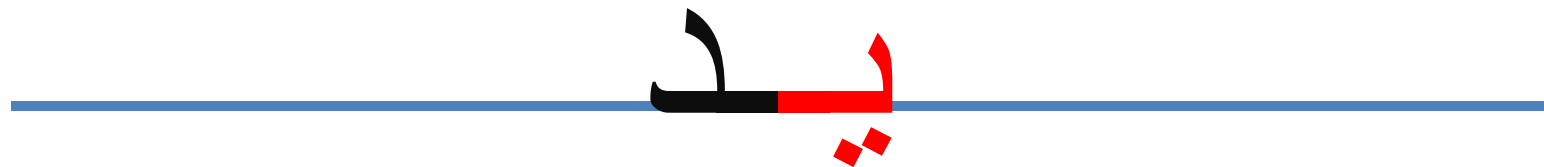

بسم الله ولجنا وبسم الله
خرجنا و على ربنا توكلنا

ضع دائرة حول حرف الياء



التمييز البصري



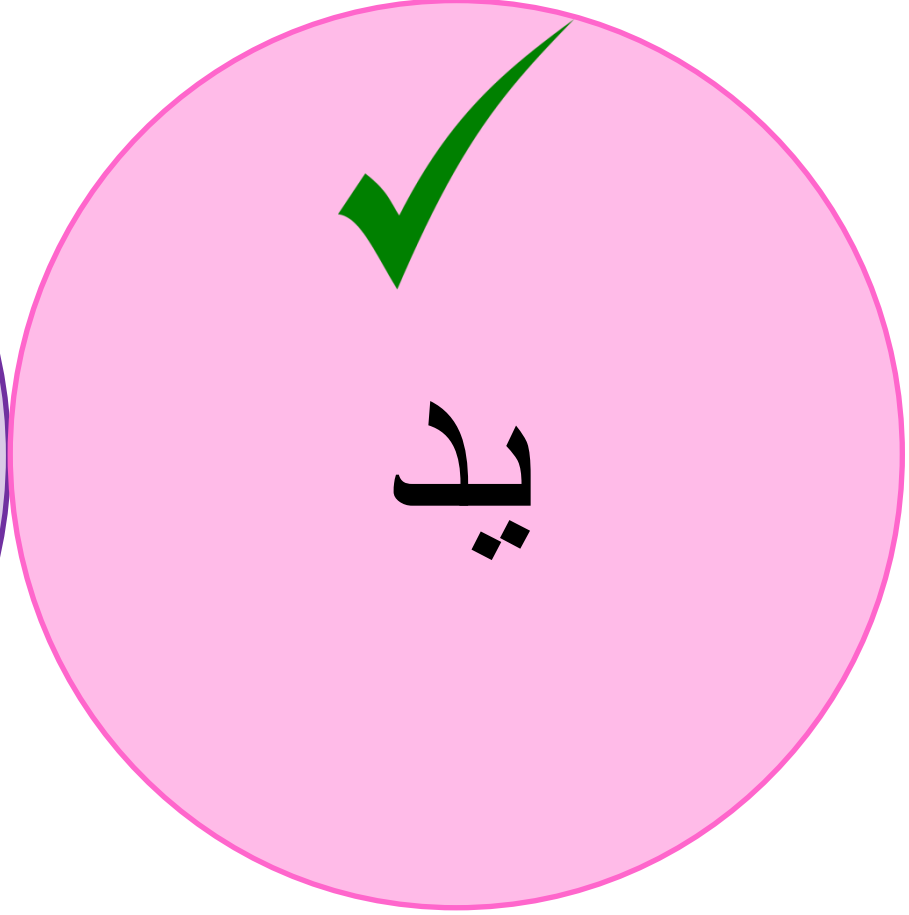


شعر


يد


زر

تمييز الكلمة تمييزا بصريا من بين الكلمات



تمييز الكلمة تمييزا بصريا من بين الكلمات





تمييز الكلمة تمييزا بصريا من بين الكلمات

أصل بين الحرف (ي ي) ومثيله :

ن ه ي و ن ه ي و

ألون الحرف (ي ي) :

يد ليرنو رغييف ناي

أكتب

ي ي ي ي ي
ي ي ي ي ي

92

أصل الحرف (ي) بالصورة المناسبة :

ي

أكتب

ي ي ي ي ي
ي ي ي ي ي

91