

# Week 3 – Monday

English  
23 /3/2020



Our lessons today :

❖ **Math**

- **number 19**

**Practice book: page .106-107**

**Objective**


**Counting from 1-20**

**Writing number 19**

**Strategies**

Writing 19 by playdough

Catching number 19 any where  
(box-book-T.V.)



# Math

## Number 19

### Objectives:

- writing number 19
- counting from 1-50

### Descriptive and strategies :


- Counting from 1-50
- Describing the steps of writing number (19), Standing line down, small slanting left (1), small circle, line down (9).
- Child can use clay to make number 19.
- Comparing between numbers with cubes ?(more-less).
- Playing with number mats ,asking the child what comes after 3? What comes before 5?
- Bringing card numbers and children will build cubes according to the number.
- Making two groups of objects , putting the groups together then ask your child (how many objects in all).
- Show flash card (19) bringing 19 objects.
- search around you number 19 everywhere.

Practice book: p:106-107

### video:

<https://www.youtube.com/watch?v=kmjXEtcSolc>



★ Points the group that has more



★ By cubes comparing between number ( less and more )

# Before and after


- Write correct number



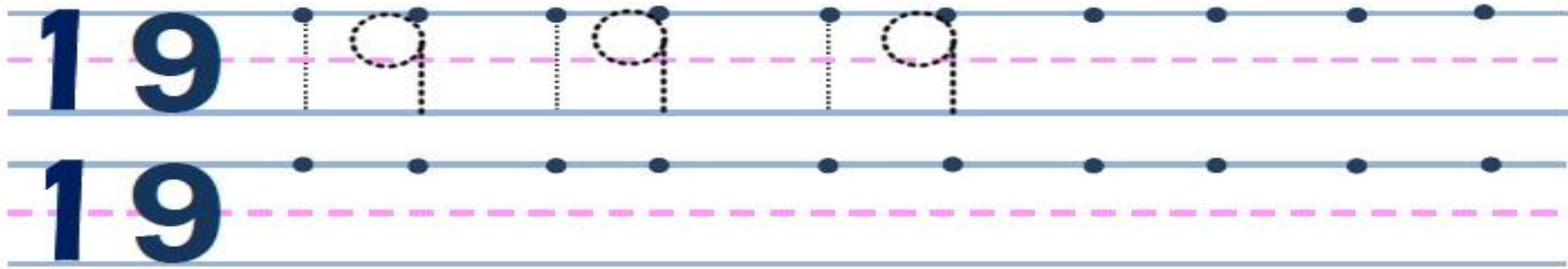
- Playing with number mats ,asking the child what comes after 3? What comes before 5?

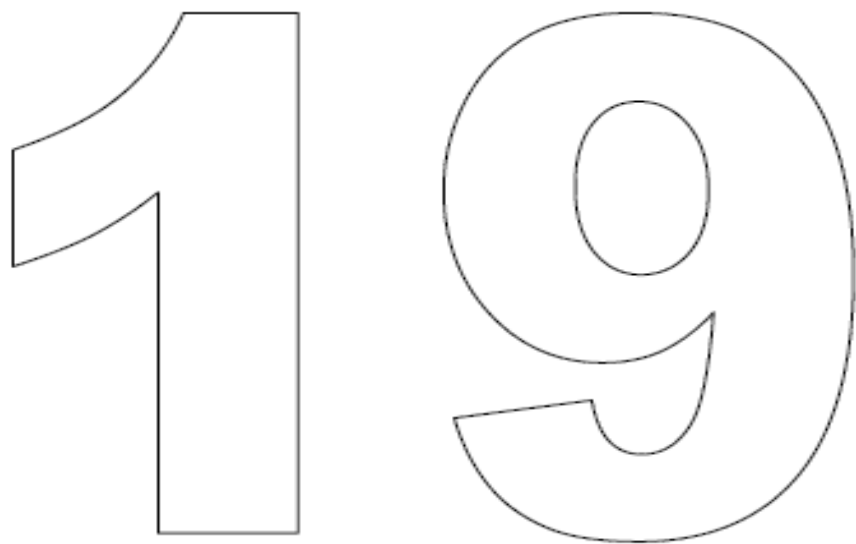


# 19

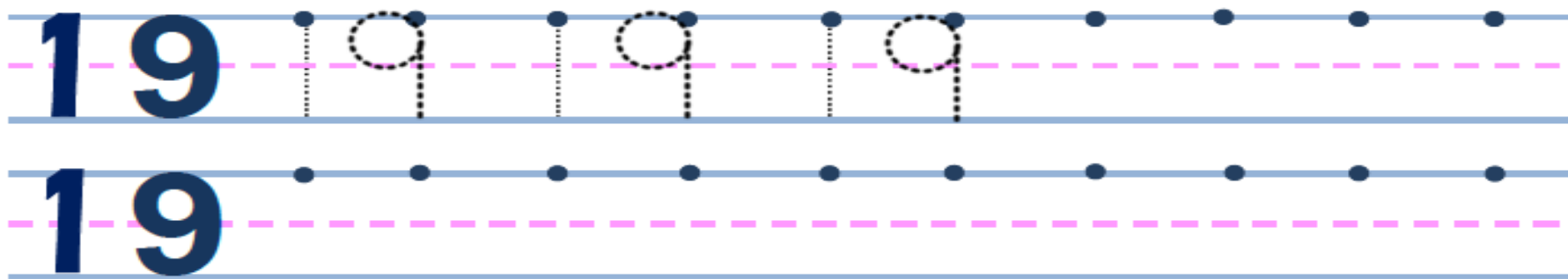


Trace and write the number.





Trace and write the number.



**COLORS**

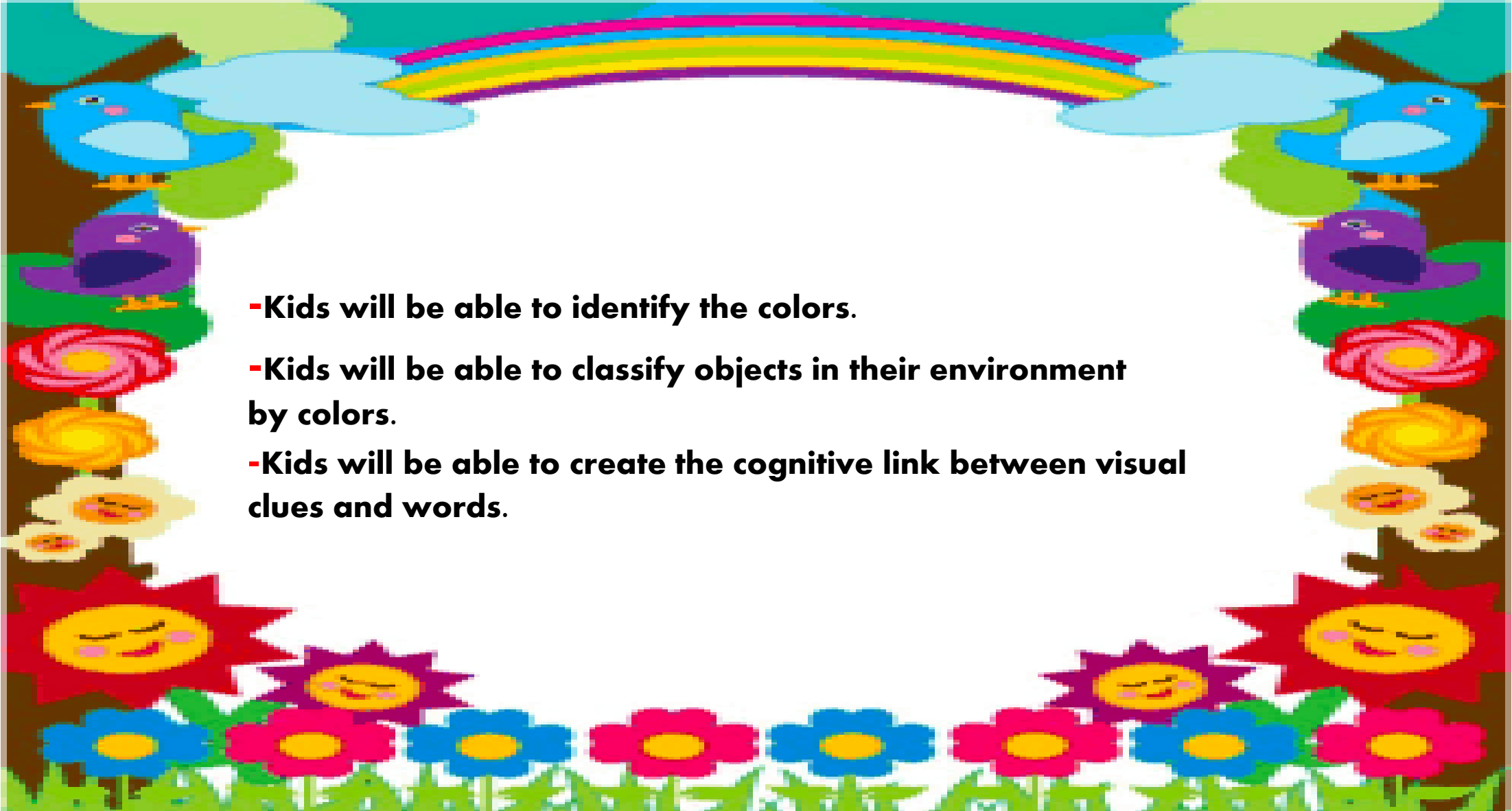




# Colors: YELLOW



# Objectives

- 
- A vibrant, pixelated illustration of a garden scene. At the top, a multi-colored rainbow arches across the sky. Below the rainbow are two fluffy white clouds. On the left and right sides, there are two blue birds perched on green bushes, and two purple birds perched on green bushes. The bottom of the image is filled with a variety of colorful flowers, including red, yellow, and blue daisies, and several large, smiling sunflowers with yellow faces. The entire scene is set against a dark brown background.
- Kids will be able to identify the colors.
  - Kids will be able to classify objects in their environment by colors.
  - Kids will be able to create the cognitive link between visual clues and words.

# Strategies


- Read a book for your kid about colors.
- Engage him/her in a discussion about colors, ask your child (What is your favorite color?, Think about some yellow objects around you?)

<https://www.youtube.com/watch?v=tkpfg-1FJLU&vl=en>

Practice book: page.5



# What is Yellow?



**The Sun is Yellow**

# What is Yellow?



**Sunflower is yellow**



# What is Yellow?



**Banana is yellow**

# What is Yellow?



**Mango is yellow**

# What is Yellow?




**Lemon is yellow**

# What is Yellow?




**Yellow Chick**

# What is Yellow?



**Yellow Bee**


# What is Yellow?



**Yellow Bus**



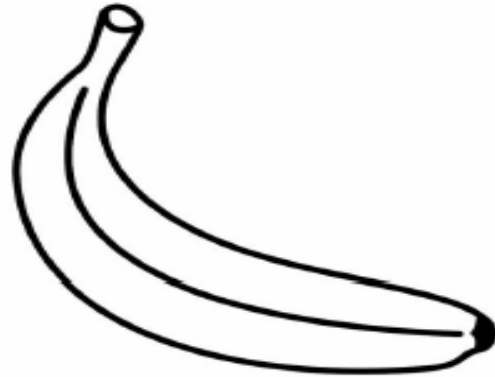

# What is Yellow?



**Yellow Color**

## Go, Go Yellow!

Color each picture **yellow**. Then draw a picture of something else yellow.



الاسبوع الثالث – الاثنين  
اللغة العربية  
23 /3/2020





## دروس اليوم :

سورة النصر

دعاء الخروج من المنزل

النمو اللغوي:

حرف الهاء

قصة الحرف هـ

انشودة الحرف هـ

كتابة حرف الهاء بالإجراءات الصحيحة

**التمارين :** كتابة الحرف



## سُورَةُ النَّصْرِ

بِسْمِ اللَّهِ الرَّحْمَنِ الرَّحِيمِ  
إِذَا جَاءَ نَصْرُ اللَّهِ وَالْفَتْحُ ﴿١﴾ وَرَأَيْتَ النَّاسَ يَدْخُلُونَ فِي دِينِ  
اللَّهِ أَفْوَاجًا ﴿٢﴾ فَسَبِّحْ بِحَمْدِ رَبِّكَ وَاسْتَغْفِرْهُ إِنَّهُ كَانَ تَوَّابًا ﴿٣﴾



## دعاء الخروج من المنزل



بسم الله توكلت على الله  
لا حول ولا قوة إلا بالله





# قصة حرف هـ

<https://www.youtube.com/watch?v=zRh2hRvifdE>



# أنشودة حرف هـ

<https://www.youtube.com/watch?v=z1tUV2qRPbw>

